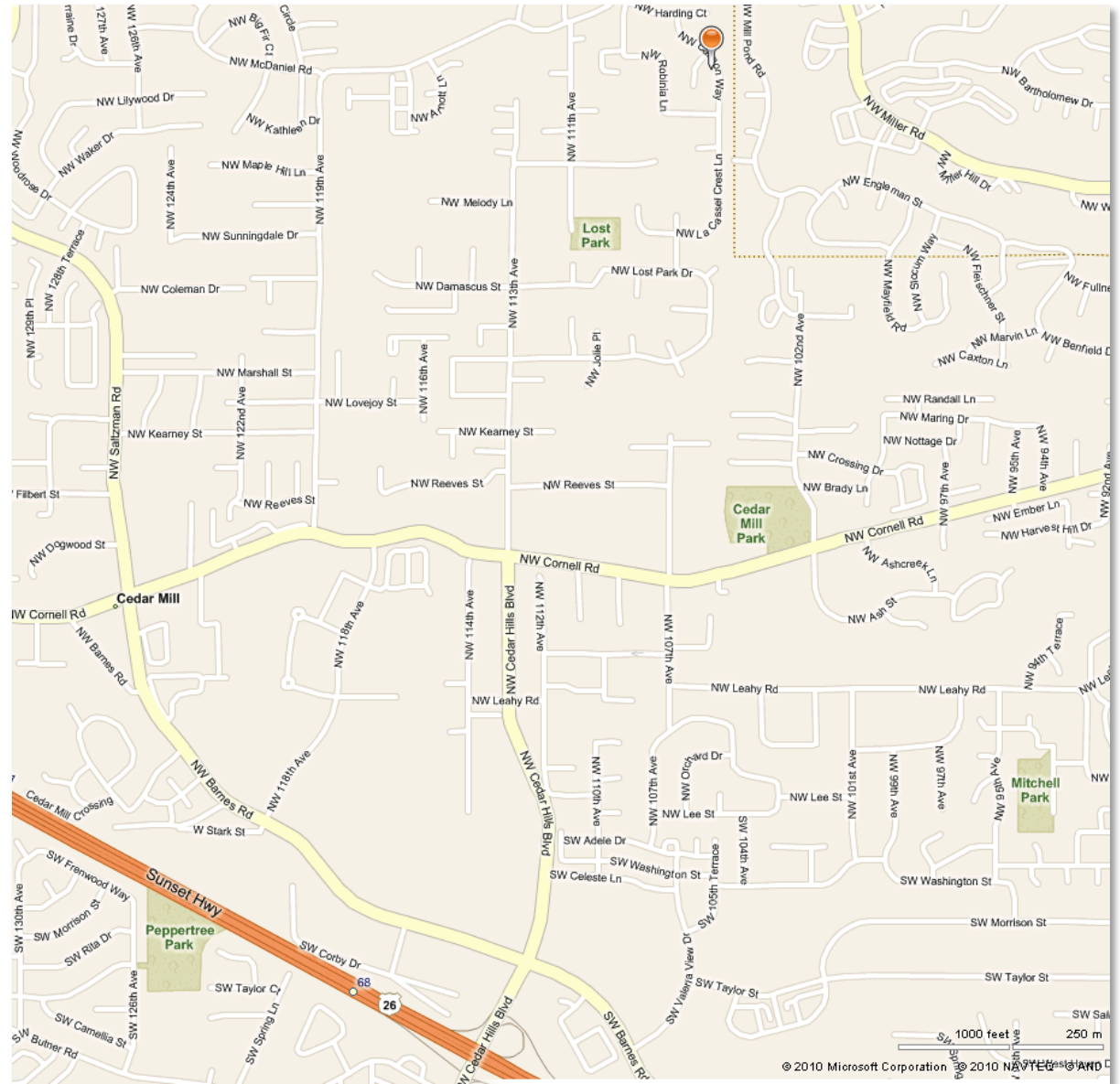


#1

Anne Bottomley 2621 NW Cannon Way, Portland, OR 97229

Description: This small suburban lot is in transition from a cookie-cutter landscape to a garden designed with sustainability in mind. The back lawn has been reduced by 30% to make room for a variety of vegetables, and an herb garden has been added. Native plants such as red flowering currant, snowberry, and wild ginger have replaced overgrown shrubs in this backyard makeover.

Directions: Traveling west on Hwy 26 from 217, take exit 68. Turn right at NW 112th Ave. Continue onto NW Cedar Hills Blvd. Continue onto NW 113th Ave. Turn right at NW Lost Park Dr. Take 3rd right onto NW 107th Ave. Take 1st right onto NW La Cassel Crest Ln. Continue onto NW Cannon Way to house on left.



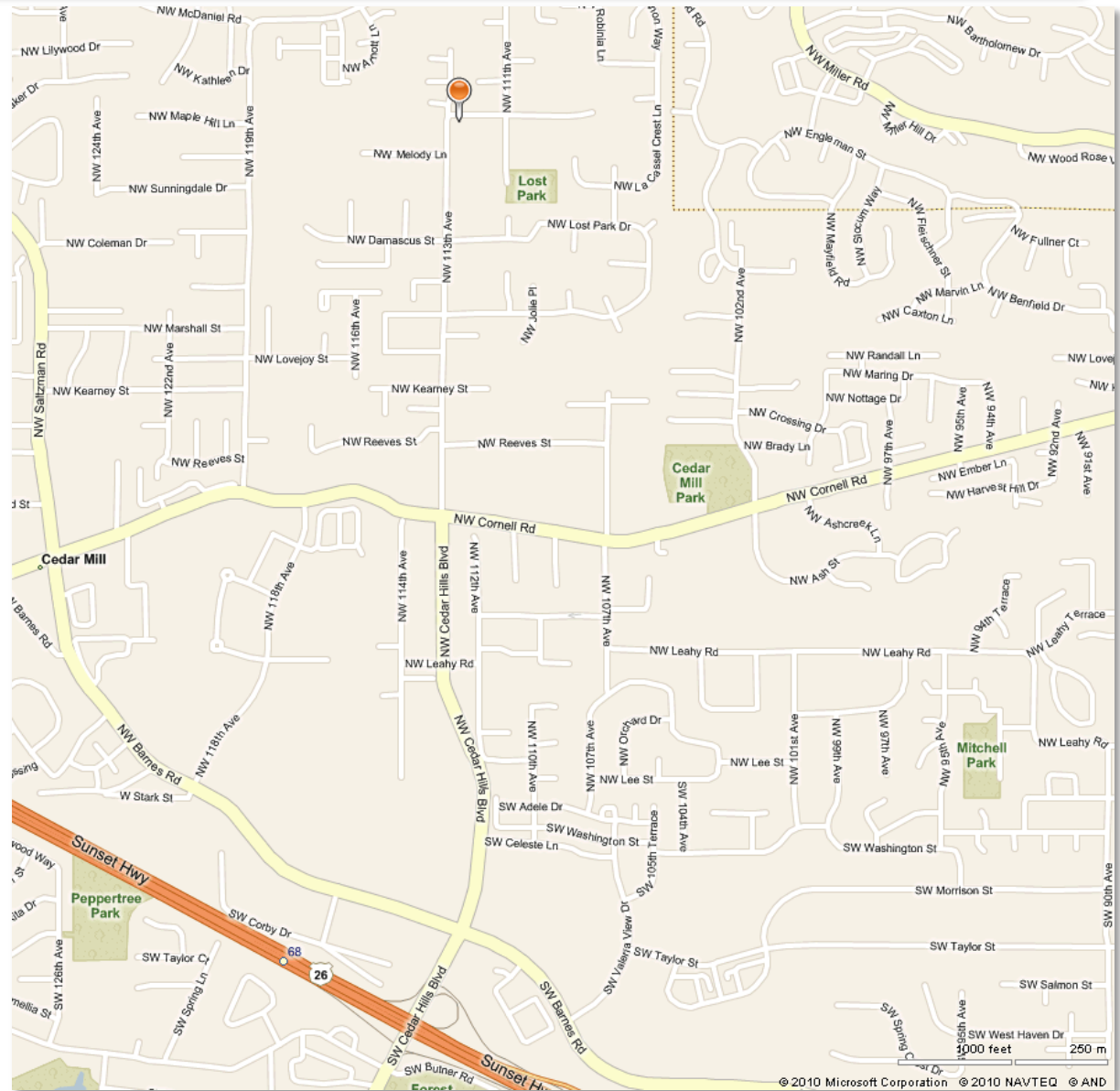
#2

Gerri Larkin

11250 NW Rainmont Rd., Portland, OR 97229

Description: This $\frac{1}{2}$ acre former horse pasture is now a mature garden paradise that includes extensive sun and shade perennial plantings, natives (including a mature Pacific madrone), roses, lilies, heathers, and mature shrubs. A portion is devoted to vegetables, fruits and a working compost area. Pathways and sitting areas allow this all-organic garden to be enjoyed throughout the year.

Directions: As for garden #1, but continue on NW 113th Ave to the top, where there is a STOP sign at the junction of NW 113th and Rainmont. Go straight and park on street in the newer subdivision. Walk back to the junction, and cross Rainmont at the corner. USE CAUTION and watch for traffic coming up 113th. RIGHT TURNING TRAFFIC DOES NOT STOP. House will be in front of you, to the left.

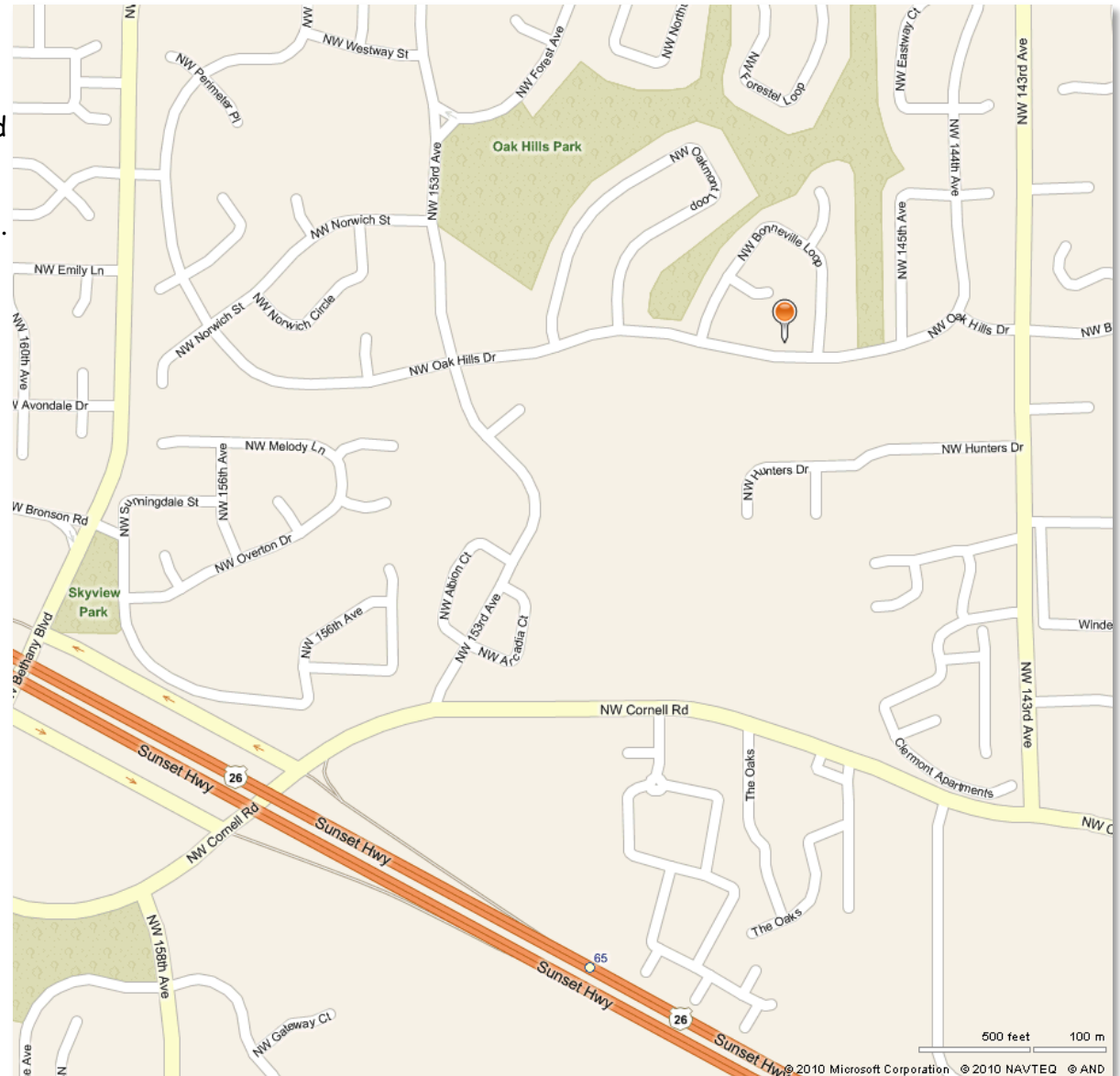


#3

Jackie Keil 14735 NW Oak Hills Dr., Beaverton, OR 97006

Description: This 80'X100' suburban lot has apple, pear, plum and fig trees, plus currants, blueberries and raspberries. Vegetables grow in raised beds. The front garden is a lawn-fee zone. The backyard contains a large mixed border of perennials and shrubs. Two patios and a water feature complete the garden.

Directions: Traveling west on Hwy 26 from 217, take exit 65. Turn right at NW Cornell Rd. Take 1st left onto NW 153rd Ave. Turn right on NW Oak Hills Drive.

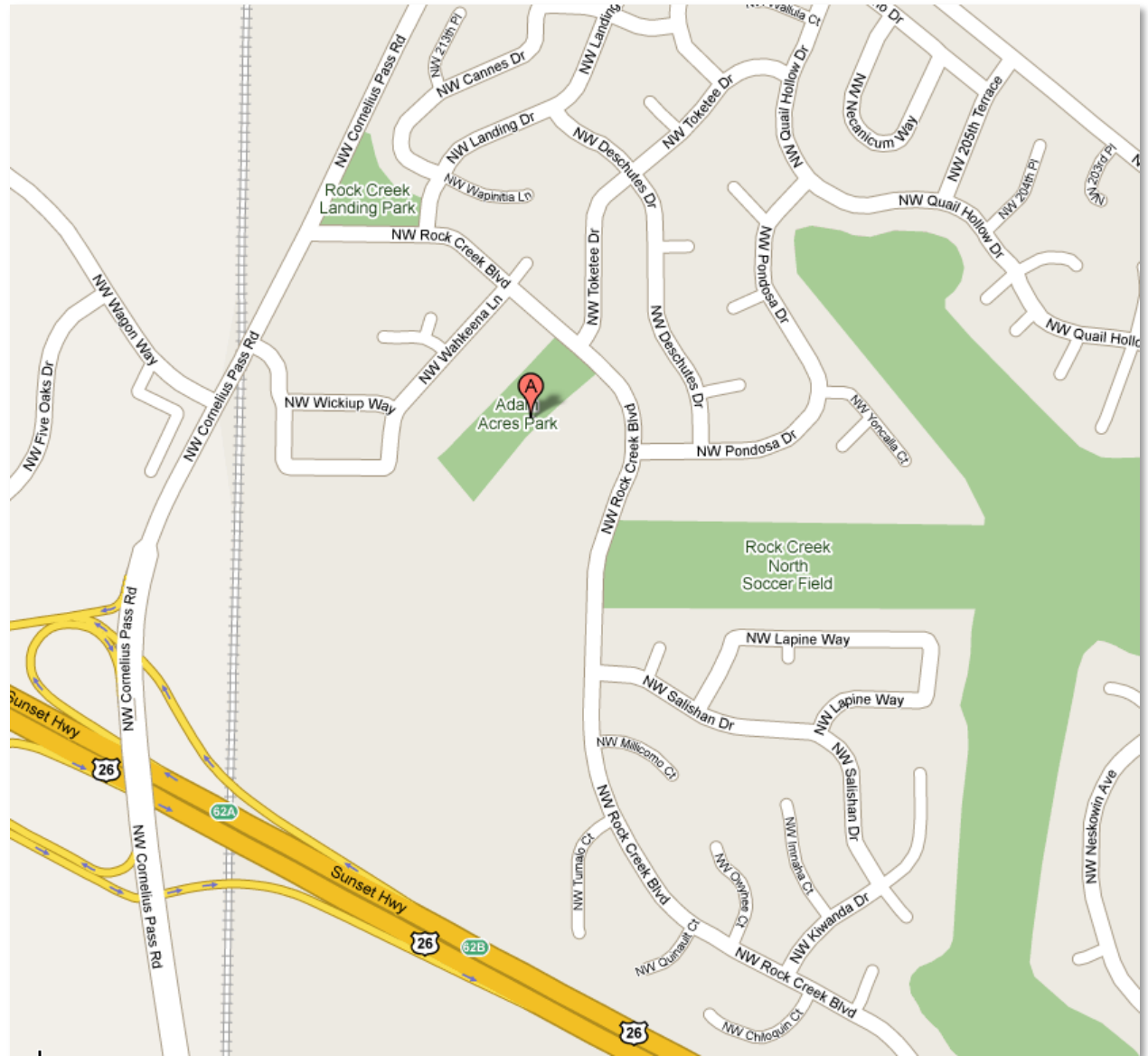


#4

Bill Klug, Lenox School Garden 21200 NW Rock Creek Blvd, Portland OR

Description: It truly took a village to create this garden. Teachers, parents, students, and other community members and groups have pitched in. Students in the after-school garden club work and learn in the vegetable garden, butterfly garden, and Oregon native plant garden. The center garden, still in the design stage, will be planted by our tour date. Come find out what these young gardeners decided to create!

Directions: Traveling west on Hwy 26 from 217 take exit 62. Turn right (north) onto NW Cornelius Pass Rd. Turn right onto NW Rock Creek Blvd. Lenox School will be on the right. Look for signs to the garden.



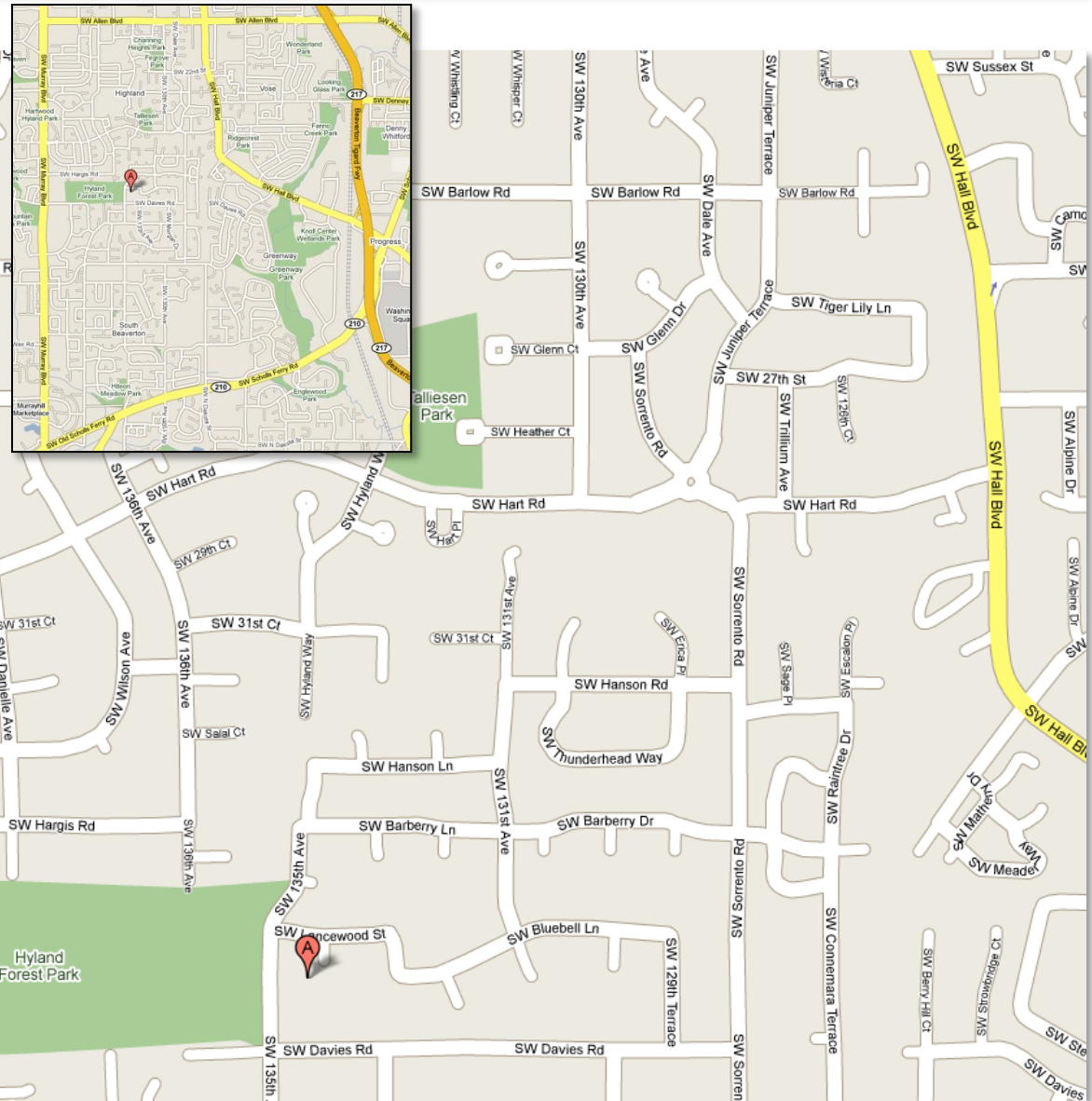
#5

Charles Neiman 8135 SW Aralia Pl., Beaverton, OR 97008

Description: The small front yard offers the visitor a welcome of wisteria, rhododendron, lilac, and hydrangea blossoms. The back garden is where we like to spend our time. . Since moving here 13 years ago, we have created a peaceful setting of trees and shrubs that fit together. We've added lots of rock paths, shrunk the lawn, enlarged the garden beds, and created a special four-season garden area. See if you can locate the *Enkianthus campanulatus* and the two *Disanthus cercidifolias*. Linger by the unique pond. Seasonally, we also take pleasure in our fresh raspberries, blueberries, black and red currants, lingonberries, espaliered apples, and persimmons.

Directions: Traveling south on 217 from Hwy 26 take the Allen Blvd off ramp (exit 2B).

- Turn right onto SW Allen Blvd.
- Turn left onto SW Hall Blvd.
- Turn right onto SW Hart Rd.
- Turn left at SW Sorrento Rd.
- Turn right onto SW Barberry Dr.
- Turn left at SW 135th Ave.
- Turn left at SW Lancewood St.
- Turn right onto SW Aralia Pl.

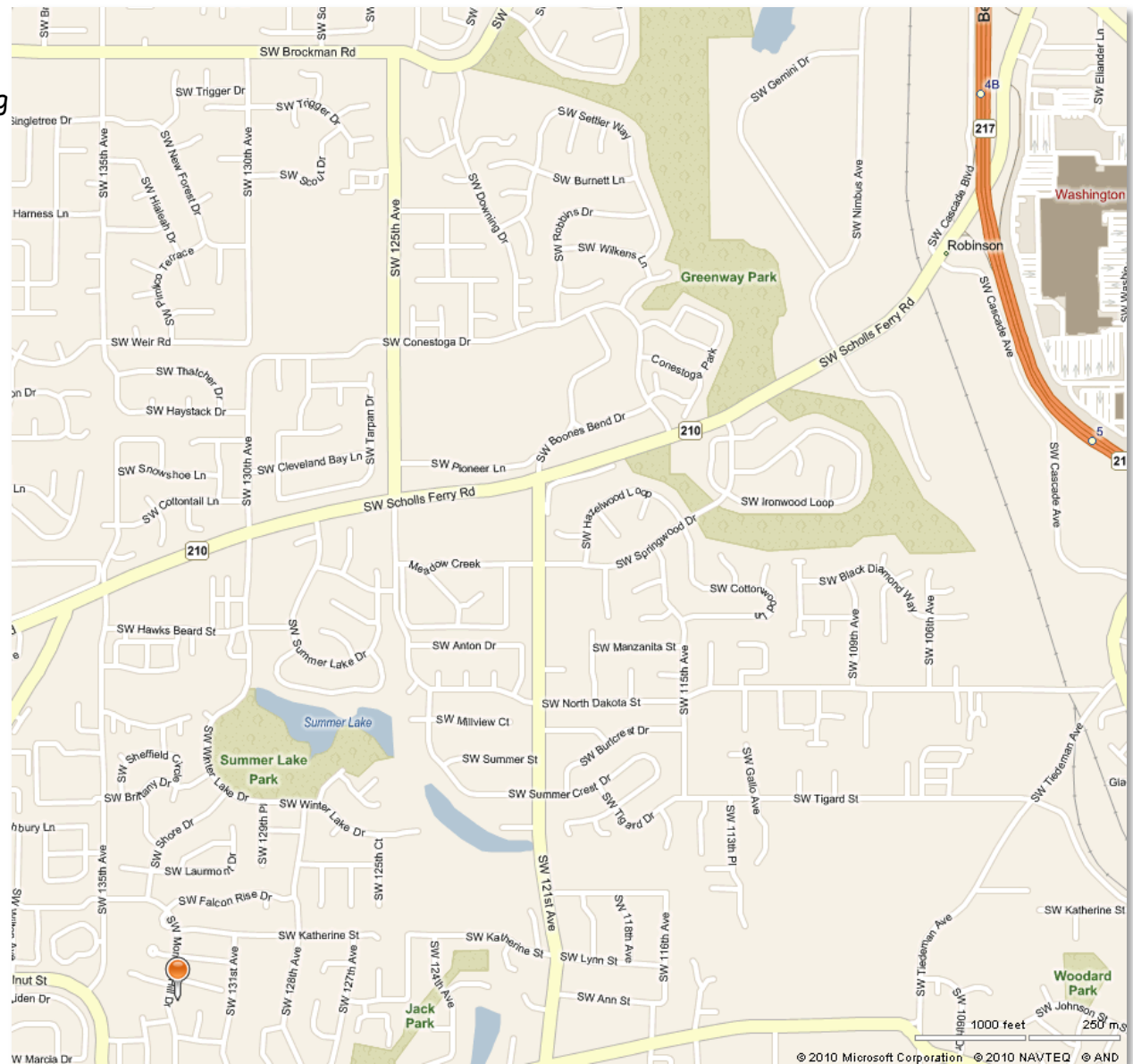


Donna Yount

12292 SW Morning Hill Dr., Tigard, OR 97224

Description: This whimsical, three-year-old organic garden showcases water-wise gardening practices. Elimination of the front lawn allows drought tolerant plants to thrive. Downspouts have been disconnected; rain barrels collect runoff. A large garden area now sweeps across the entire backyard, where water problems have been solved with French drains.

Directions: From Hwy 26, head south on Hwy 217 and exit at OR-210/Scholls Ferry Rd. (Exit 4B), turning right. Continue on Scholls Ferry Rd 1.6 miles and turn left at SW 135th Ave. In 0.5 miles turn left at SW Morning Hill Dr.

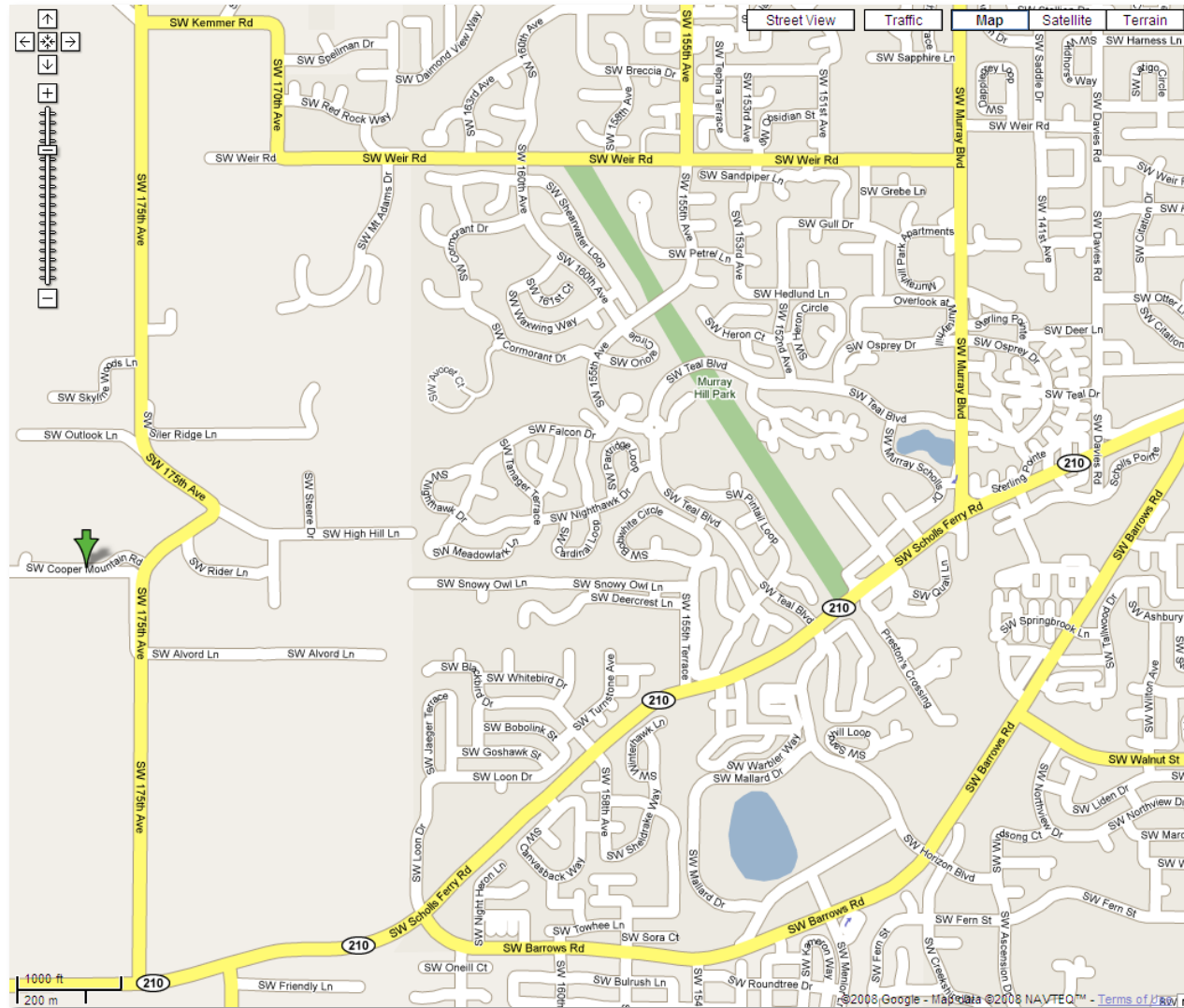


Tim and Ann Lanfri

17955 SW Cooper Mountain Lane, Beaverton, OR

Description: Raised bed vegetable gardening provides all the produce for a family of 4 throughout the year. In our mild maritime climate, summer plant-ings produce fresh vegetables from fall through spring without a greenhouse. Vegetables from asparagus to zucchini are grown in 12 raised beds, and berries and fruit are grown in other garden areas. Tim is happy to discuss plant selection and schemes he uses for successful fall and winter gardening. A handout with planting and harvest dates for fall and winter crops will be available.

Directions: From Hwy 217, take the Scholls Ferry Rd. exit (#4B), and travel west on Scholls Ferry approximately 5 miles. Turn right (north) on SW 175th Ave (first right after Roy Rogers Rd); go approximately $\frac{3}{4}$ mile. Turn left on SW Cooper Mountain Ln. Use caution as the turnoff is on a hazardous curve.

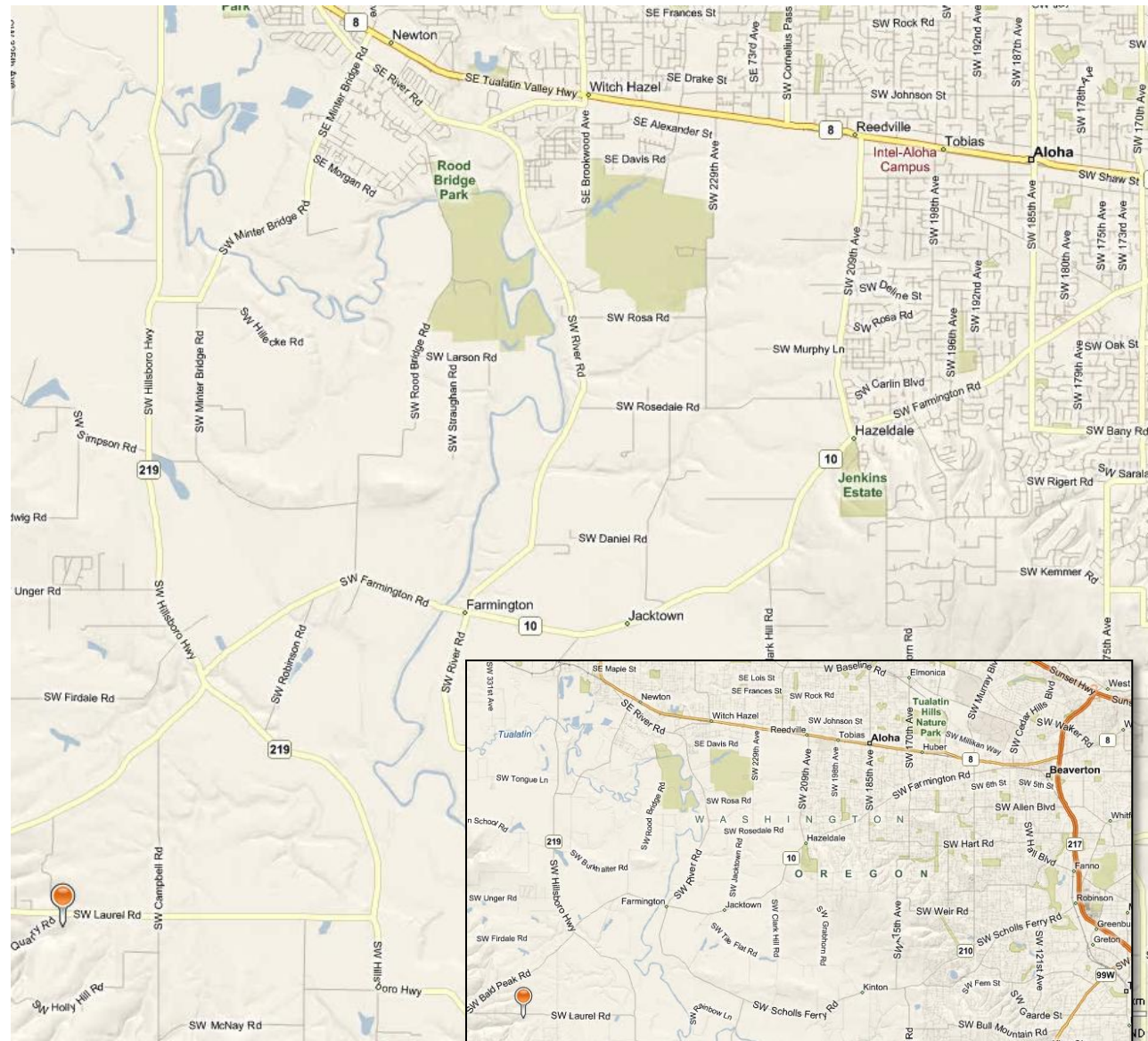


Deborah Kapfer - Wit's End Farm

31838 SW Laurel Rd., Hillsboro 97123

Description: Wit's End Farm is three sloped acres of Douglas fir and western cedar forest and one acre of cleared land on Burriss Creek. The gardens consist of: wildflower meadow, 100' x 40' vegetable and fruit garden complete with composting bins, a large potted plant collection, a shade/moon garden, a lily bed, many color themed gardens, and (weather permitting) a view of Mt Hood.. This garden is for VERY sure-footed guests in sensible shoes only. Please read the special parking directions first. If you make the trip, you'll be rewarded.

Directions: Traveling south on 217 from Hwy 26, take exit 2A. Turn right at SW Canyon Rd/OR-8W. Turn left at SW Watson. Take 2nd right onto SW Farmington Rd./OR-10. Turn left at Hillsboro Hwy/OR-219S. Turn right on SW Laurel Rd. Turn into the drive for 31810 SW Laurel on left. Park in signposted area in grassy meadow on left. Cross drive and take signposted path through the woods to the garden. Use caution on uneven ground.



#10

Ron Field 414 Sky Lane, Forest Grove, OR 97116

Description: This landscape designer's garden incorporates natives and edibles into a sustainable landscape. Learn how to: terrace a slope that was once lawn and English ivy by using inexpensive building materials and plants; create mystery with brick, rock, gravel, cedar chip pathways that curve into the unknown; build satellite patios and intimate seating areas; and incorporate "garden rooms". See a raised bed one-of-a-kind unheated greenhouse corner, and more.

Directions: Traveling south on 217 from Hwy 26, take exit 2A. Turn right at SW Canyon Rd/OR-8W. Continue on SW TV Hwy. Turn left at SW Baseline St./OR-8W. Continue onto Pacific Ave. Slight right at E St. Continue onto Gales Creek Rd/OR-8W. Turn right at Vista Dr. Take 2nd left on Sky Lane.

